



FIVA TECHNICAL COMMISSION

FIVA On-Line ID card ANF presentation.



FIVA IDENTITY CARD

The FIVA Identity Card System has been in place for decades.

A paper ID card application was made on a four page application form.

Old ID cards were issued with a six figure identification number.

The application information was kept in a hard copy format.

This system worked other than its obvious limitations regarding vehicle detail duplications and information storage.



DIGITAL FIVA ID Card

A decision was taken some years ago to develop a more up to date system that could store the FIVA ID card information on a secure database.

This would also need to be futureproof to deal with any new regulatory requirements etc.

A new FIVA on-line ID card application system was also to be developed to work in conjunction with a new digital database.

This would enable the application process to be completed on-line.



OLD IDENTITY CARD DATA

There was seven pallets of old paper applications that would need to be converted into a digital format.

This major task was duly carried out with every individual application being scanned and the resulting information stored in a digital format.

This resulted in over 20.623 pdfs of the ID card applications and an .xlsx spreadsheet with 26.101 lines of different information.

This has formed the basis of the ID card application reference database.



THE ALL NEW FIVA ID CARD DIGITAL ONLINE APPLICATION SYSTEM

The database and application system have been developed by an IT company based in Belgium.

The system is currently being run by a number of FIVA Authorised National Federations. (ANFs)

These include:

United Kingdom, Greece, Germany, New Zealand, Slovenia, Norway, and America.

The following countries have had demonstrations of the system and currently testing it alongside existing (paper) applications.

These are as follows: Italy, Cyprus, Argentina and Spain.



There are also plans to visit more ANF's to give a demonstration of the system in early 2020.

The system can be accessed by a new applicant via a 'members portal.'

FIVA comprises over 80 ANFs around the world, as the system is rolled out obviously more countries become involved.

There are also translations to cater for applications from different countries and languages.

All information gathered and e mailed by the system is encrypted for maximum security.



On-line Application.

To start the application the applicant needs to log on using:

www.fivamembers.org

This will open up the **Member portal** as follows:

Home

ANF's

Member portal

Application Help Guidelines

There is an **Application Help Guidelines** showing on this window.

This feature has been created to help the applicant make the application.



The list covers a broad number of items to do with the application system.

1. Part One, Personal Information.
2. Part Two. Vehicle Information.
3. Part Three, Remaining Vehicle Information.
4. Full Application Information.
5. Privacy Policy. (GDPR)
6. Sub User Account Information.
7. Compiling and Importing Documents.
8. Compiling and Importing Pictures.
9. 2015 Technical Code.
10. Motorcycle Application Information.

When the Application Help Guidelines is selected the following pdf documents are shown:

Application Help Guidelines



Part 1. Personal
information.



Part 2. Vehicle information.



Part 3. Remaining Vehicle
information.



FIVA Identity Card. Full
Application Information.



Privacy Policy.



Sub User Account
Information.



Compiling and Importing
Documents



Compiling and Importing
Pictures



FIVA.2015 Technical Code.
(Only for use with On-Line
system)



Motorcycle Application
Information

The list covers a broad number of items to do with an application.



Getting Started. Part 1. Owners Details.

On-Line Application.

To start the first part of the application please visit www.fivamembers.org

This will enable you to gain access to the initial application web portal.
When the application portal opens select. **Home**.

[Home](#)

[ANF's](#)

[Member portal](#)

[Application Help Guidelines](#)



The following window will open.

Please select your country

- Please select country to register to - ∨

Click on

- Please select country to register to - ∨

The following window will open



- Please select country to register to -

Argentina
Belgium
Cyprus
FIVA TC. FIVA Office
Germany
Greece
Italy
New Zealand
Norway
Slovenia
Spain
Sultanate of Oman
United Kingdom
United States of America

The applicant can now select his ANF from the list.

For the purpose of this demonstration the ANF will be the: United Kingdom (FBHVC)



Once the Country has been selected the following window appears.

Register as a new user

In order to request a FIVA ID card, you need to have access to an account with the selected anf: **United Kingdom. FBHVC.** Please fill in the following fields in English and submit the form.

Once all the data has been checked, we will notify you via e mail when you will be able to fill in the FIVA ID card request.



There is at this point the option of selecting different languages to make the application process easier for you.

All questions marked with a red * asterix are compulsory fields



All answers on the application must be made in English

There is at this point the option of selecting different languages to make the application process easier for you.

These appear as a translation of the questions being asked.

There then follows a question request field list regarding the applicants

1. E mail address.
2. Password.
3. Address.
4. Phone Details



An e mail address

This is shown on the log in screen as the **Username**.

You will need this to log onto the system.

The e mail address will be the one that the system will use to contact you during the application process.

The **Password** should be one that the applicant can easily remember.

This will be needed to log onto the system in the future.

E-mail address*

Password *

Please retype password *

Please use at least 6 characters



This is then followed by the title of the applicant

Please select your title *

- Mr.
- Mrs.
- Ms.
- Doctor
- Professor
- Reverend
- Sir
- Viscount
- Prince
- Princess
-
- Dr.



Then your full name, address and contact details.

First Name *

Last Name *

Address line 1 *

Address line 2

Town / city *

Post Code/Zip *

ANF + country *

United Kingdom. FBHVC - United Kingdom ∨

Mobile number

Phone number



When the owners information has been completed the following Question regarding **Sub Folder Systems** appears.

Are you going to request multiple applications by using **the sub folder system**?

This feature has been added to cater for people or companies that may be making more than one application at a time.

It permits them to use only one log in **Username** and **Password**.

When they have logged in they can access all the vehicles currently applying for a FIVA ID card under their name.



The next item is in regards to the FIVA GDPR Privacy Policy as shown in the Applicant's Help Guidelines Section

I agree to the privacy policy of FIVA *

The final item is at the bottom of the page. This will only become available when all the required questions marked with an * have been answered.

Submit FIVA ID card request

When the Submit is selected the encrypted information will be sent to the ANF for processing and checking.

A Successfully registered message will appear.



An e mail is automatically sent informing the applicant that they have registered an account and that it now needs to be activated.

Dear PAUL,

You have registered an account for [fivamembers.org](https://www.fivamembers.org). In order to complete the registration, you need to activate your account.

You can do this by going to the following URL: <https://www.fivamembers.org/en/create-user/fiva-tech-comm/fiva-tc-fiva-office/?activate=e22498ce561f1a9ae26296d4a3049f23>

Best regards,

FIVA

www.fiva.org



The applicant is now required to log onto the URL address shown in the received e mail box.

When this is carried out the following message will appear via e mail.

Successfully activated

Congratulations!

You have successfully activated your account to the FIVA website.

The ANF will check your data and contact you with further instructions to start a FIVA ID card request.

Please make sure that mails from `xxxx@fivamailing.com` do not end up in your **SPAM** folder.

This is a message saying that you have successfully activated your account to the FIVA website.



The ANF will receive an e mail saying that a new applicant has registered.

Your personal details will now be checked with the system for duplication etc.

Subject to the details being o/k a user ID is created and their details are stored in the database.

The ANF will check your data and contact you via e mail with further information to enable you to access the second part of the pre-registration system.

The system has with this process checked and verified the applicants e mail address and connectivity.



The applicant will now receive an e mail instructing them to complete part two of the application.

PRE-REGISTRATION. PART 2. (Vehicle details)

Log onto the system at www.fivamembers.org

Then select **Member Portal**

[Home](#) [ANF's](#) [Member portal](#)

The following window will appear

The applicant needs to log on using
Their:
Username (e mail address)
and Password

login

Username

Password

[Register for free](#) | [Forgot password? click here.](#) [login](#)



Select **request FIVA ID card**

New FIVA ID card request(s)

+ request FIVA ID card

The following window will appear.
The first section deals with the applicants status.
Either a current or Sub account holder

Request FIVA ID card

Please ensure that all entered information is correct before you submit your vehicle data.

Holder of the new card *

Single Application Account

Multiple Applications Account (Sub Account)



The next section deals with **six** required vehicle details as follows:

Vehicle make *

A.C.

Vehicle model *

Chassis number *

Engine number *

Registration number *

Build year *



The vehicle make is a drop down box with a large number of Manufacturers names already entered.

Vehicle make *

A.C. ▼

Select the down arrow and the following will appear.

- A.C.
- A.F.M.
- A.F.N.Ltd
- A.G.A.
- A.J.S.
- A.M.C.(American Motors Corporation)
- Abadal y Ca
- Abarth
- AC Cars
- Adler
- Adlerwerke vorm. H. Kleyer AG
- Aermacchi
- Aero
- Alfa
- Alfa Romeo
- Allard



There is a information box at the bottom of the page which asks for a previous FIVA ID card number if known.

This is not a required field, it is more for previous information purposes.

Previous FIVA ID card number (If Known)

When the vehicle information is entered the can be selected.

Submit FIVA ID card request

This information is then encrypted and securely sent to the ANF for checking.

When received, the information is checked by the ANF.

This is the most important step of the operation.!



The ANF will check for any obvious errors in the six items of the vehicles information supplied.

Providing that the ANF is satisfied with the information they will then enter the details into the database.

The system will check for any Duplications with information already held in the vehicle database.

Subject to there being no duplication issues the system will create a FIVA Registration Number (FRN). Example **100FRN359**

This nine digit number is unique to this vehicle and will remain with it for the rest of its life.

This also applies to a vehicle that may be found to be not eligible for an ID card.



As an Example

The FRN number 100FRN359 is allocated to a David Brown 880 Selectamatic tractor belonging to Mr Paul Loveridge who lives in the United Kingdom.

He has sold the vehicle to someone in Greece, Mr Robert Smith. Robert has applied for a new FIVA ID card.

The systems database will show the Greek ANF that the vehicle already has a FIVA Registration Number 100FRN359 allocated to it which was issued in the U/K

They are then directed to the U/K ANF (FBHVC) if they require further information.

An ANF can only view vehicles that have been issued with an ID card in their own country.

They cannot view FIVA ID cards issued in other countries.!



FIVA ID Card online Application Form. Part 3.

The next part of the application will vary from ANF to ANF.

The applicant needs to be informed that he has successfully been given a FRN number and may now proceed to the main application form.

Part 3 notification: Example 1

Dear

Congratulations! *You have completed **Part Two** of the application.*

Your personal and owner details are now entered onto the system.

The next step is part 3. The main application form..

Please view Part Three (Main Application) in the Application Help Guidelines for the next part of the application process.

Best Regards



Part 3 Notification. Example 2

The FBHVC choose to request payment up front.

This is by way of an e mail to the applicant as follows:

Dear Paul

*Thank you for your recent FIVA ID card application.
The FBHVC will now require payment.*

A pro-forma invoice will be sent from the FBHVC office giving the amount and method of payment.

*Kind Regards Emma Balaam.
FBHVC Secretary*



FIVA ID Card online Application Form. Part 3

The applicant is dependant on each ANF's way of dealing with the application. They will receive an e mail asking them to complete part three of the application. This requires a minimum of **55** fields of information to be supplied.

The required fields have a highlighted orange background.

It is important to press  at regular intervals when completing the application.

This also includes six pictures as follows:

1. Front $\frac{3}{4}$ view from drivers side.
2. Rear $\frac{3}{4}$ view from passengers side.
3. Chassis plate or stamped number..
4. Engine from the left hand side.
5. Engine from the right hand side.
6. Main instrument panel as seen by the driver.



FIVA ID Card online Application Form. Part 3

The applicant needs to log onto the system using their Username (e mail address) and Password

The members portal will open as follows:

[Home](#)

[ANF's](#)

[Member portal](#)

[Application Help Guidelines](#)

[logout](#)

[Sub Accounts](#)

[User information](#)

[Current FIVA ID Cards \(Pending\)](#)

[New FIVA ID card request\(s\)](#)


Select **Current FIVA ID Cards (Pending)**



The following window will open, this shows a current application that is in progress.

FIVA ID cards management

+ request FIVA ID card

ID	CREATION TIME	REQUESTED BY	FIVA ID CARD	STATUS	DOWNLOAD	
226	01-08-2018 18:48	---	David Brown - 880 Selectamatic 1971	In Progress	---	

Select the  icon, the main application form will now open.



FIVA ID Card online Application Form.

[GO BACK TO OVERVIEW](#)

FIVA Registration Number: 100FRN359

Current state of the application: In Progress

The vehicle FRN number is shown.

The Current state of the application is also shown, in this case **In Progress**

The current state of the application can be changed by the ANF.

These may be: Awaiting Information, Awaiting Pictures, Awaiting Payment,

Awaiting Applicants Approval.



The window below shows the number of fields of information that have been filled in.

In this case 43 of the 55 fields have been entered.

Total required fields filled in 43/55

Please ensure that all entered information is written in English.

FIVA will process and protect the vehicle owners data in accordance with the personal data protection act.

FIVA complies with the GDPR.

Information from your local Authorised National Federation. (ANF)

[Click here for specific information regarding your local ANF \(& this application\)](#)

This information relates to the ANF and Information associated with them.



The flags represent the different language translations to help the applicant.



The following information relates to an introduction message from the ANF. This outlines the FIVA ID card charges terms and conditions etc

Information for the local Authorised National Federation (ANF)

[1] Additional information for the ANF

Note!

The FBHVC now operate a payment up-front system. The fees are as follows:

FIVA Identity Card: £140

There is a discount of £25 for an applicant who is a member of a club that is affiliated to the FBHVC.



FIVA ID Card online Application Form. Part 3

There then follows the main application.

This is broken down into the following sections:

- | | | |
|----------------|----|-------------------------------|
| 1. Section: B. | B1 | Type of vehicle |
| 2. Section: B. | B2 | Manufacturer/Constructor |
| 3. Section: B. | B3 | Registration |
| 4. Section: C. | C1 | Chassis/Frame/Unibody |
| 5. Section: C. | C2 | Engine |
| 6. Section: C. | C3 | Transmission |
| 7. Section: C. | C4 | Front Suspension and Steering |
| 8. Section: C. | C5 | Rear Suspension |
| 9. Section: C. | C6 | Body Configuration |



Continuation of application sections.

- | | | | |
|--------------|----|----|-------------------------------------------------------|
| 10. Section: | D. | D1 | Fuel & Exhaust system |
| 11. Section: | D. | D2 | Wheel Rims, Tyres & Brakes |
| 12. Section: | D. | D3 | Electrical System |
| 13. Section: | D. | D4 | Driver and Passenger Compartment |
| 14. Section: | D. | D5 | Accessories and/or Competition Equip |
| 15. Section: | E. | E1 | Vehicle General History |
| 16. Section: | E. | E2 | Ownership History |
| 17. Section: | E. | E3 | Significant Event History |
| 18. Section: | E. | E4 | Significant Restoration, Modifications or Repair Work |
| 19. Section: | F. | F1 | Photographic Documentation |
| 20. Section: | F. | F2 | Specification Documents |
| 21. Section: | F. | F3 | Applicant or Agent Declaration |



The questions on the application form are in most cases of a multi choice tick box type.

The first question in Section B, B1 is Type of Vehicle.

As can be seen this question is on an orange background. It is therefore one of the 55 required fields.

Section B.

(Summary Vehicle Information)

B1 Type of Vehicle

**Please remember that all information must be entered in English.
Please provide as much information as possible.!**

[2] Vehicle Type [249]

Automobile Motorcycle Utilitarian. Describe Other Describe



B3 Registration

[12] Is this vehicle currently registered. If No, please provide proof of ownership document. [254]

No Yes

[13] A copy of the current Vehicle Registration Document [662]

Note: All pictures/documents must be a minimum of 1000 x 562 pixels and a maximum of 2500 x 2000 pixels.

Please ensure that the copy clearly shows the owner and vehicle details.



Some of the questions consist of a drop down box.

These have been designed to give a standard phraseology.

[9] Mode of power [635]

-- please make a choice --

Petrol/Gasoline

Diesel

Steam

Electric

Hybrid

Gas

TVO. (Tractor Vaporising Oil)

Hot Bulb

Other.

[39] Engine Type [638]

-- please make a choice --

Overhead Valve

Side Valve

'F' Type (Inlet over Exhaust)

Single Overhead camshaft

Double Overhead Camshaft

Single overhead camshaft per bank of cylinders

Double overhead camshaft per bank of cylinders

Two Stroke

Other. Please describe in other information below..



[18] Country of Registration/Unregistered [6]

save

Unregistered vehicle.

This can be due to a vehicle that has not had a registration number or license plate.

It may alternatively be a vehicle that has been used for competition purposes only.

In this instance please select the country that you are applying for an ID card from.

- Afghanistan
- Aland Islands
- Albania
- Algeria
- American Samoa
- Andorra
- Angola
- Anguilla
- Antarctica



[64] Suspension Type [290]

-- please make a choice --

Single Beam

Independent

MacPherson Strut

Trailing/Swinging Arm

Semi-Trailing Arm

Telescopic Fork

Semi, 3/4 and Fully Floating Axle. A tubular load carrying axle

De-Dion

Other. Please describe in other information below.



A common question on the application form is as below.
It's purpose is to find out the history of the vehicles various components.

Original to this vehicle Original type Period Modified Period Type Modified Non Period type modified

For example:

Original to this vehicle:

A component/part that is original to this vehicle.

Original Type:

This is a component or part that has been replaced with parts to the original specification.

Period Modifications:

These modifications are documented and confirmed to have been completed in period



Period Type Modified:

Modifications completed to a vehicle out of period of a kind that were used in period.

Modifications performed and parts used must be to period specifications.

Non-Period Type Modifications:

Modifications not used in period or made using parts or technology not available in period.



Vehicle History covers a number of items.

This can be the number of vehicles produced.

Original manufacturers details/options.

Any vehicle special features.

Section E. (Vehicle History) E1 General History

**Please remember that all information must be entered in English.
Please provide as much information as possible.!**

[177] In the space below please provide information about the history of the vehicle e.g.,

Max characters: 0/2000



The **Ownership History** is a required field.

There is also a requirement for the previous owners details.

In some instances the current owner has owned the vehicle from new.

In this case the dealer/garage/manufacturer who the owner purchased the vehicle from should be entered as the previous owner.

E2 OWNERSHIP HISTORY. (REQUIRED)

Provide all known ownership details and supporting documentation.

Please use reverse chronological order starting with your ownership to the earliest known owner.

NOTE!

The Previous owners details must be entered. **(This counts as one of the 55 required fields)**

This includes date, location and registration/license plate number if known.

If there are gaps in ownership, please include the dates and enter unknown for the owners name.

If precise dates are not known please record information as following examples:

e.g. for 1970 use 1970, for May 1970 use 05/1970, for 10th May 1970 use 10/05/1970



Significant Event History

E3 Significant Event History

Events that are significant in the vehicle's history are documented in this section.

These include both events in period such as new car auto shows, car shows, concours, exhibitions, rallies, races, hill climb, sprints, etc or other forms of competition as well as similar contemporary events.

If this does not apply to this vehicle, please leave Additional Event History fields blank.



Significant Restoration, Modification or Repair Work

E4 Significant Restoration, Modification or Repair Work

Indicate all known restoration, modification and repair work performed on this vehicle.

Please use reverse chronological order starting with any work carried out under your ownership (if any).

In the event of the vehicle not having had any Restoration, Modification or Repair work, please leave information fields blank.



Pictures. Reference Materials, Photographic Documentation

Section F.

Reference Materials

F1 Photographic Documentation

Note: All pictures must be in landscape format.

Pictures must be a minimum of 1000 x 562 pixels and a maximum of 2500 x 2000 pixels.



Required picture 1. Front $\frac{3}{4}$ view from the **Drivers Side**





Required picture 2. Rear $\frac{3}{4}$ view from the **Passengers Side**.






Required picture 3. **Chassis Plate or Stamped Number.**





Required picture 4. **Engine from the Left Hand Side.**






Required picture 5. **Engine** from the **Right Hand Side**





Required picture 6. **Main Instrument Panel** as seen by the driver





Additional Pictures

The following are additional pictures that are requested.

These do not form part of the required fields list.

1. Vehicle Identity Number stamped on the vehicle.
2. Engine Number.
3. Interior of vehicle from open passenger side door.
4. Picture showing the interior of the boot or luggage compartment.
5. Three additional detail or period photographs.



The final part of the application is the Applicants/Agents Declaration

F3 Applicant/Agents Declaration

For completion by the Applicant/Agent.

I confirm that to the best of my knowledge the information declared in this application is correct.

[275] Date application completed.



[276] Location if different from address below.

[277] Name of Applicant or Agent

[278] If you are the Agent please state Qualification/Occupation

This section requires the name of the Applicant or Agent, occupation, date the application was completed and location of inspection if different from the stated address.



The majority of questions on the application form are self explanatory. The applicant must fill in as many questions as possible, this will include the non-required fields as well.

When all the fields have been filled in the applicant then has the option to send the completed application to the ANF for checking.

When the application has been submitted the application form is then locked. The application form cannot be altered by the applicant.

The ANF will receive an e mail notifying them that your application has been completed.

The application will now be checked by the ANF for its content and accuracy in relation to the vehicle.

When the ANF is satisfied with the application they will produce a **Provisional FIVA ID Card.**



VEHICLE HISTORY

General | Ownership | Events | Restoration Work | Dates DD/MM/YYYY

General

This car is one of the 640 factory 100Ms to leave the Longbridge production line. The car was a LHD North American Export model originally exported to A Bruggemann and Company in Dusseldorf Germany. The car was exported to America in 1962. It is highly likely that the car was owned by a US serviceman based in Germany who then took the car home with him. The car was found in 2016 in Pennsylvania. The car was a non-runner, requiring a full restoration. The car was re-imported to the UK in April 2016 and sold by DM classic cars to Mr Bergel in February 2017.

Ownership. Current and previous owners.

Jaime Bergel. Warwick, United Kingdom. 14/02/2017
2016. DM Classic Cars.
1962. Exported to America
1956. Exported to Germany

Events

Notes



FIVA IDENTITY CARD

Issued in accordance with the FIVA Technical Code

© FIVA 2017

FIVA REGISTRATION NUMBER			
100FRN054			
FIVA IDENTITY CARD NUMBER		RESERVED ANF USE	
Issued	Day	Month	Year
	13	11	2019

Valid for 10 years or until a change in ownership of the vehicle

Owner Name:

Mr. Jaime Bergel

Address:

C/O JME Healeys
Unit 4, Lock Lane, Warwick CV345AG
United Kingdom

Issuing

ANF:

United Kingdom. FBHVC

Scrutineer(s):

Paul Loveridge

ANF Official:

This Identity Card is based on 'information given by the owner at the time of application, is intended solely for identification purposes, is no guarantee of the vehicle's authenticity and is not to be used for commercial purposes or proof of the vehicle's history'.

The Identity Card remains the property of FIVA and must be returned to the issuing authority or FIVA upon request.



Photograph of Vehicle In Present Form - Edge Must Be Overstamped

TECHNICAL IDENTIFICATION

Manufacturer | Constructor

Austin Motor Company

Make, Model,

Austin Healey100M

Series (Type)

(Automobile)

Registration No. (Country)

425XVA (United Kingdom)

Identification No:

BN2L232852

Build Year:

1956

Transmission (Speeds):

(4)

Chassis | Frame No:

BN2-L232852

Body Manufacturer:

Austin Healey

Body Year:

1956

Body Type:

Sports

Body No:

14043

Engine Cyl. (Type):

In-line

Displacement:

2660 cc

Engine No:

1B232852

Engine Manufacturer, Series (Type):

AUSTIN (Overhead Valve)

Wheelbase

2286

Track (F):

1245

Track (R):

1289

Tyre (F):

165 x 15

Tyre (R):

165 x 15

MODIFICATIONS

Period (P) | Period Type (PT) | Non-Period Type (NPT)

NPT Stainless Steel exhaust system.

Restoration Work

March 2017: Full nut and bolt restoration. JME Healeys. Warwick.
JME Healeys commenced the restoration of the car in March 2017. The car has been restored back to its original colour combination and factory specification. The Restoration was completed in April 2018.



The following e mail is then sent by the ANF to the applicant with a copy of the Provisional ID Card attached.

Dear

Please find attached provisional copy of your FIVA ID Card.

Please check that the details and information are correct, particularly the owner's name and address.

When you are satisfied that the information is correct E mail p.loveridge@fiva.org with confirmation or any required changes.

Please use the Fiva Registration Number as a reference. **100FRN054**

Pending your approval, the ID Card will be completed.

Kind regards



The ANF upon receiving a confirmation from the Applicant will then produce the FIVA ID Card Certificate.

VEHICLE HISTORY

General | Ownership | Events | Restoration Work | Dates DD/MM/YYYY

General

This car is one of the 640 factory 100Ms to leave the Longbridge production line. The car was a LHD North American Export model originally exported to A Bruggemann and Company in Dusseldorf Germany. The car was exported to America in 1962. It is highly likely that the car was owned by a US serviceman based in Germany who then took the car home with him. The car was found in 2016 in Pennsylvania. The car was a non-runner, requiring a full restoration. The car was re-imported to the UK in April 2016 and sold by DM classic cars to Mr Bergel in February 2017.

Ownership. Current and previous owners.

Jaime Bergel. Warwick, United Kingdom. 14/02/2017
 2016. DM Classic Cars.
 1962. Exported to America
 1956. Exported to Germany

Events

Notes



FIVA IDENTITY CARD

Issued in accordance with the FIVA Technical Code

© FIVA 2017

FIVA REGISTRATION NUMBER			
100FRN054			
FIVA IDENTITY CARD NUMBER		RESERVED ANF USE	
Issued	Day	Month	Year
	13	11	2019

Valid for 10 years or until a change in ownership of the vehicle

Owner Name:

Mr. Jaime Bergel

Address:

C/O JME Healeys
 Unit 4, Lock Lane, Warwick CV345AG
 United Kingdom

Issuing

ANF:
 United Kingdom. FBHVC

Scrutineer(s):

Paul Loveridge

ANF Official:

This Identity Card is based on 'information given by the owner at the time of application, is intended solely for identification purposes, is no guarantee of the vehicle's authenticity and is not to be used for commercial purposes or proof of the vehicle's history'.

The Identity Card remains the property of FIVA and must be returned to the issuing authority or FIVA upon request.



Photograph of Vehicle In Present Form - Edge Must Be Overstamped

TECHNICAL IDENTIFICATION

Manufacturer | Constructor

Austin Motor Company

Make, Model,

Series (Type)

Austin Healey100M

(Automobile)

Identification No:

Registration No. (Country)

BN2L232852

425XVA (United Kingdom)

Build Year:

Transmission (Speeds):

Chassis | Frame No:

1956

(4)

BN2-L232852

Body Manufacturer:

Body Year:

Austin Healey

1956

Body Type:

Body No:

Sports

14043

Engine Cyl. (Type):

Displacement:

Engine No:

In-line

2660 cc

1B232852

Engine Manufacturer, Series (Type):

AUSTIN (Overhead Valve)

Wheelbase

Track (F):

Track (R):

Tyre (F):

Tyre (R):

2286

1245

1289

165 x 15

165 x 15

MODIFICATIONS

Period (P) | Period Type (PT) | Non-Period Type (NPT)

NPT Stainless Steel exhaust system.

Restoration Work

March 2017: Full nut and bolt restoration. JME Healeys. Warwick.
JME Healeys commenced the restoration of the car in March 2017. The car has been restored back to its original colour combination and factory specification. The Restoration was completed in April 2018.



The ANF will upon completion of the FIVA ID Card then send the following e mail as confirmation.

Dear

The application for **100FRN054** has been completed.

The card will be signed by the ANF official and embossed.

It will then be posted to you asap.

Please notify the FBHVC office if you required any additional postage arrangements.!

E mail: secretary@fbhvc.co.uk Office Tel no: **01708 223111**

Kind Regards Emma Balaam

